

NADY PCM SERIES

USER GUIDE

To take full advantage of the superb features of the PCM-100/200, and to enjoy long and trouble-free use, please read this User's Guide carefully.

PCM-100 & 200 Professional Classic Style Microphones

Congratulations on purchasing a Nady PCM Microphone. These vintage retro-look styling microphones have advanced state-of-the-art acoustic design — perfect for multi-purpose studio, recording, broadcasting, or live performance theater, concert applications.

This user guide covers the operation of the PCM microphone and the available optional accessories. To take full advantage of the superb features of your microphone, and to enjoy long and trouble-free use, please read this user's guide carefully.

UNPACKING, INSPECTION, STORAGE & TRANSPORT

Your PCM-100/200 microphones was carefully packed at the factory in a carrying case designed to protect the unit during shipping. Please retain this container for subsequent transport and in the highly unlikely event that you ever need to return your microphone for servicing.

STANDARD ITEMS SUPPLIED

- PCM 100/200 microphone
- User guide
- Warranty card
- Foam padded plastic carrying case

FEATURES

PCM-100 — Condenser Microphone

- Special design high quality back electret condenser microphone for clearest audio reproduction
- Cardioid polar pattern
- Smooth tailored frequency response
- Vivid vocal reproduction with a characteristic presence peak
- Switchable low cut filter
- Phantom power LED

PRECAUTIONS AND CARE OF YOUR PCM-100/200

- The microphone should never be dropped or subjected to extreme shock. Store only in a padded case to protect it during transport.
- Keep the microphone away from extremely high temperatures (above 140°F or 60°C) and humidity. Avoid leaving the microphone in direct sunlight for long periods of time.
- When using the microphone outdoors, avoid getting it wet.
- After use in a high-moisture application such as a stage performance, wipe off the microphone with a dry cloth and permit it to air dry. Do not store the unit in a closed space (e.g., a plastic bag) until all moisture has evaporated.



PCM-100



PCM-200

OPTIONAL ACCESSORIES

- SMPS-1 — 48V DC phantom power supply (PCM-100 only)

PCM-200 — Dynamic Microphone

- High output dynamic cartridge for big powerful sound
- Cardioid pickup pattern to reduce feedback in live use
- Transparent tailored sound with presence peak for distinct lifelike vocals
- Pop-free locking on-off switch

USING YOUR PCM-100/200

The PCM-100/200 can be used with any standard mixer, powered mixer/amplifier, or mic preamp. Using either an XLR to XLR or XLR to 1/4" phone plug low impedance cable, connect the female XLR end to the PCM-100 and the other end (male XLR or 1/4" phone plug, as appropriate) to your equipment. **NOTE:** The PCM-100 requires +48VDC to operate. This phantom power is available on most mixer inputs or can be supplied by the optional SMPS-1 power supply.

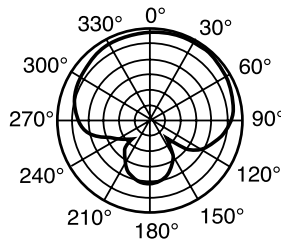
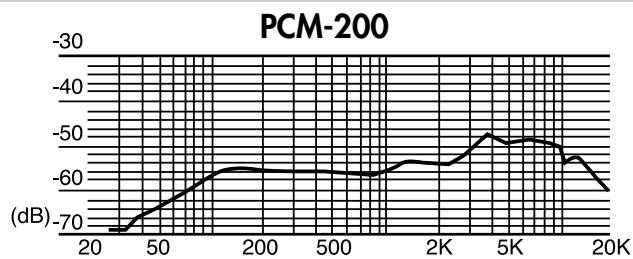
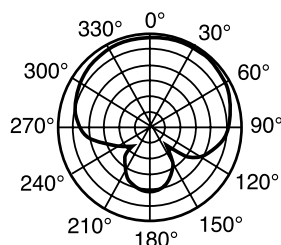
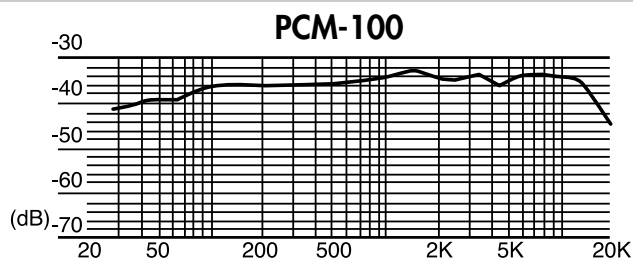
The PCM-100/200 can be mounted on a microphone stand with the integral mic holder mount supplied. Depending on the threading of the mic stand you are using, you may need to remove the threaded adapter from the mic holder.

Be aware of the proximity effect (an increase in bass response) when the mic is placed close to the instrument. This may or may not be desirable. Experimenting with the position of the mic with respect to the audio source will ensure the optimum

results you are seeking in any given application. If the microphone is placed too near a speaker during live stage use, an unpleasant howling effect (acoustic feedback) may occur. Although all microphones are prone to feedback to some extent, with a unidirectional polar pattern are specially designed to accept only signals from the audio source directly in front of the mic cartridge. Thus, the cardioid pattern of the PCM-100/200 ensures that it will deliver only the desired audio in front of the mic, rejecting the unwanted audio from the rear, even in noisy ambient conditions with high sound pressure levels from the P.A. and monitor speakers. This means that feedback will be greatly minimized with the PCM-100/200 in all live performance miking applications.

Some useful ways in which to totally eliminate annoying feedback include: experimenting with mic positions with respect to the speakers, decreasing speaker volume (whenever possible), and adjusting the equalization of the mic audio with the mixer.

FREQUENCY RESPONSE



SERVICE

(U.S.) Should your Nady microphone require service, please contact the Nady Service Department via phone at (510) 652-2411 or e-mail at service@nady.com

(INTERNATIONAL) For service, please contact the Nady distributor in your country through the dealer from whom you purchased this product.

Do not attempt to service this unit yourself as it will void your warranty

SPECIFICATIONS

CARTRIDGE TYPE:

PCM-100: Black electret condenser
PCM-200: Dynamic

POLAR PATTERN: Unidirectional (cardioid)

FREQUENCY RESPONSE

PCM-100: 30Hz to 18KHz
PCM-200: 60Hz to 16KHz

SENSITIVITY (0dB=1V/Pa @ 1kHz)

PCM-100: -36dB, ±2dB; PCM-200: -54dB, ±3dB

OUTPUT IMPEDANCE (@ 1kHz)

PCM-100: 100 Ohms, ±30%;
PCM-200: 250 Ohms, ±30%

LOAD IMPEDANCE: >1,000 Ohms

SELF NOISE (IEC 581-5): 22dB-A (PCM-100)

MAX INPUT SPL (@ 1kHz≤1% T.H.D)

PCM-100: 127dB; PCM-200: 130dB

S/N RATIO: 72dB (PCM-100)

POWER REQUIREMENT: 48V DC Phantom power (PCM-100)

DIMENSIONS: 2.625" x 6.75" (66.7 mm x 171.5 mm)

WEIGHT: 1.4lb. (650g)

MATERIAL: Die-cast metal housing

Specifications subject to change for improvement purposes